








REBEL TRANSPORT SPEEDER

Instructions de montage







8A





8B







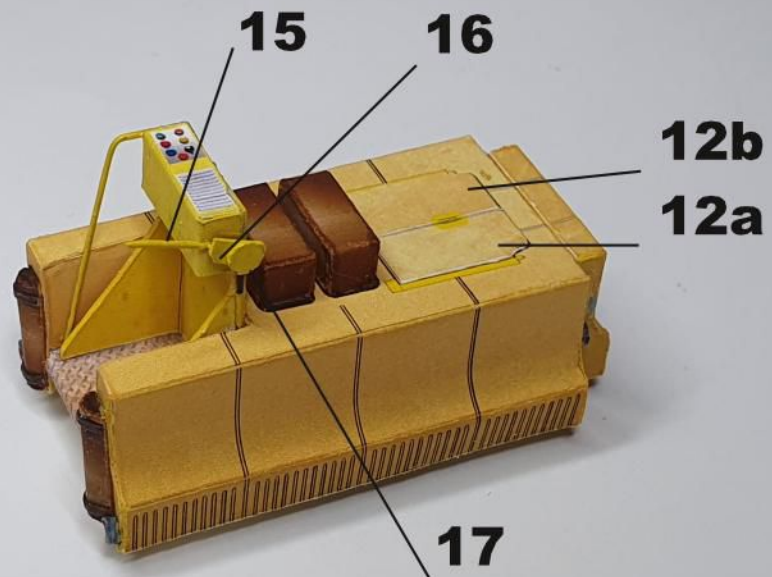
4



2









Pour simuler la sustentation, coller sous la pièce n°3, 4 pieds à réaliser dans du carton, du styrodure ou autre de hauteur 10 mm invisibles de l'extérieur.



www.maquettes-en-papier.fr
2022